



JEEP® WRANGLER



JEEP® WRANGLER.
THE NATURAL BORN ADVENTURER.

For more than 70 years, Jeep® has been the genuine icon of freedom. The latest Wrangler is born with all this extraordinary experience, ready to live new adventures anywhere you wish: connect with everything you're looking for from the ground up, climb in from a different view, dive into the unexpected. Wrangler is built to survive, to be always by your side and drive you to new heights. To thrive, to dream, to be the one in control: with Jeep® Wrangler, it's just a wide-open world.



RUBICON



JEEP® WRANGLER.
THE ICON OF PIONEERING SPIRIT.

What makes Wrangler a beacon of freedom? Well, just take a look to understand. The iconic seven-slot grille is the symbol itself of the Jeep® brand with everything that comes with it. Engineered to survive in any condition, forged for the extreme: uncompromising attention to detail is paid to the exterior design. Open the top and feel the wind in your hair and be that true pioneer.

AT THE TOP OF ANY EXPECTATIONS.



The Freedom Top hard top is a three-piece modular hard top that allows sun-exposure control by separating into three pieces. It's also easy to let in some sun even on cooler days, just remove the front two panels and get welcome warmth from the sun.



An authentic adventurer knows that little things build a bigger experience. That's why the Wrangler has finely forged details to meld form and function. From purposeful hood latches and bolted door hinges to robust stitching, the seven-slot grille and body colour fender flares for Sahara and Overland versions.



ADVENTUROUS FROM EVERY POINT OF VIEW.



The spirit of adventure lies within every one of us: all you need to do is just unleash it and let it go free. That's why Wrangler interiors are detailed and refined: the cabin helps to make every trip comfortably fun with fine upscale features and soft touch panels. Thanks to its weather resistant surfaces and wash-out interior Wrangler always love a spray-down.

The Wrangler interior seat fabrics and leather trim (available for Overland version only) stand up to the rigours of your daily routine. There's more cushion to support, giving you and your passenger the stamina to keep on going. The large centre console storage bin can hide your valuables safely, while the storage nets in each door help keep things secure when driving off-road.

Wrangler offers you the perfect riding height to see more of the road ahead with the height-adjustable driver's seat. The steering wheel places cruise control, audio and standard Electronic Vehicle Information Centre (EVIC) control settings at your fingertips.



The seven-speaker premium Alpine audio system creates a realistic sound stage by utilising a 552-watt amplifier, two tweeters, an 8x12-inch subwoofer, four 6.5-inch speakers, two located in the overhead sound bar. Alpine is known for offering outstanding tonal balance and definition. Welcome to a new wave in sound engineering.



MORE FREEDOM TO ENTERTAINMENT.

Manage all of your media with the UConnect™ System.



VOICE COMMAND.

It simplifies driving by letting you keep your eyes on the road and your hands on the steering wheel. Use your voice to select radio stations, and make calls.



NAVIGATION.

UConnect™ also provides enhanced GPS navigation and destination entry via Voice Command. Find a restaurant, airport, museum, or points of interest, and get directions with a simple request.



PHONE.

Talking on the phone while driving has never been easier - or more responsible. Uconnect™ Phone is the in-vehicle voice-activated communication system that allows you to talk on your Bluetooth® compatible phone virtually hands-free.



MUSIC.

You'll have several ways to access Audio: get the sound going via CDs/DVDs, MP3s, remote USB port, auxiliary input jack, Voice Command, and Bluetooth® streaming audio.



JEEP® WRANGLER. POWERFUL TO EXPLORE

Every great adventure starts with great performance. That's why Wrangler has a strong and generous heart to fulfill any demanding and extreme driving experience. With the Pentastar 3.6 V6 engine with Automatic Transmission, nothing can stop it.



The Pentastar 3.6 V6 Euro 6 engine, delivers the power to match Wrangler's legendary brawn. This efficient powerhouse boasts 280 BHP with 347 Nm of torque and is cast from lightweight aluminum.

BE THE ONE IN CONTROL.



TRACTION. Trail-ready traction helps you maintain controlled forward motion on snowy backroads and icy bridges. You can climb steep sand dunes and master muddy tracks. Others may fear untamed terrain, but your trail-ready Wrangler has the traction within to master all kinds of driving conditions.

ARTICULATION. The Wrangler suspension system enhances on and off-road performance by maximising flexibility, axle articulation, and wheel travel. The articulation standard indicates that when one or more wheels are elevated, the Jeep® 4x4 system helps the others stay on the ground longer to keep you moving.

MANEUVERABILITY. Every Wrangler is born with the athletic ability to navigate narrow gaps, get through tricky situations, and avoid damage thanks to precision steering and optimised wheelbases.

GROUND CLEARANCE. Head out knowing that your trail-ready Wrangler has optimised approach, departure, and breakover angles designed to clear logs, rocks, and uneven ground. Your undercarriage is protected, too, with forged skid plates that cover your vehicle's most valuable underbody elements.

WATER FORDING. Traverse that stream with confidence, thanks to additional electrical and body seals, plus a high air-intake location.

The trail-ready fortitude of Jeep® Wrangler helps you on the road or on the off-road. Wrangler works to safely get you through every challenge.



JEEP® WRANGLER.
THE BEST TRIP MATE EVER.

Whether you are on a wild mountain trail or just exploring on holiday, Wrangler will always be at your side supporting your adventure in the most efficient and safe way. Its safety technology and bold structure protects you and your passengers in critical conditions, allowing you to reach new heights with such a strong partner.

JEEP® WRANGLER. THE SEEKER FOR EVERY PATH.

Half the adventure is choosing which path to follow. With Wrangler you have three different choices: Sahara, Overland or Rubicon.



STANDARD.



- Black Freedom Top 3-piece modular hard top
- Full metal doors with roll-up windows
- 17" Alloy wheels
- Body-colour wheel arches
- Tubular side steps
- Auto-dimming rearview mirror with reading lamps
- Transfer case skid plate shield
- Front & rear fog lamps
- Cloth seats with adjustable head restraints
- Leather-wrapped steering wheel
- Bright interior accents
- Easy access driver seat (2dr only)
- Rear folding seat (2dr only)
- Front floor mats
- Cargo compartment floor mat
- Climate control
- Power convenience group
- Keyless entry with immobiliser
- Power heated mirrors
- Power locks
- Power windows, front one touch down
- Storage tray
- Tyre pressure monitoring display
- Electronic Stability Control (ESC)
- Spare wheel cover
- Sentry key® theft deterrent system
- Spare wheel - full size
- Cruise control
- Trip computer
- Automatic headlamps
- Command-trac shift-on-the-fly 4WD
- Hill descent control
- Hill start assist
- Uconnect® phone with voice command
- Premium audio (Alpine®) system with subwoofer
- Steering wheel mounted audio controls



17" Alloy wheel
Standard on Sahara



Standard Equipment in addition to Sahara.

- Deep-tint sunscreen glass
- Body-coloured hardtop
- 18" Polished alloy wheels
- Leather trimmed upholstery
- Heated front seats
- Media centre including Uconnect™, USB connectivity & 6.5" colour touchscreen satellite navigation



18" Polished Alloy wheel
Standard on Overland



RUBICON

Standard Equipment in addition to Sahara.

- 17" Alloy wheels - polished mineral grey
- Rock rails
- Rubicon mats
- Front sway bar - disconnectable
- Rock-trac with 4.1 rear axle ratio
- Next generation dana 44 HD front axle
- Tru-lok® differentials
- Wheel arch flares - accent colour



17" Polished mineral
grey Alloy wheel
Standard on Rubicon

MOPAR ACCESSORIES. A TOUCH OF UNIQUE PERSONALITY.



Spare tyre cover.



Hood decal in matt black with Jeep logo.
Also available in matt silver.



Door sill guard in brushed stainless steel
with Jeep logo.



18" Mopar designed chrome
plated alloy wheel.
Optional ask for details

ADVENTURE WITH CONFIDENCE.

ADVANCED MULTISTAGE FRONT AIR BAGS.
These standard air bags provide nearly instantaneous occupant protection by matching air bag output to crash severity.

ENHANCED ACCIDENT RESPONSE SYSTEM.
This system makes it easier for emergency personnel to see and reach occupants in the event of an accident by turning on interior lighting, flashing hazard lamps, and unlocking doors after air bag deployment.

TYRE PRESSURE MONITORING SYSTEMS.
Embedded sensors continuously monitor the pressure in the tyres and will immediately notify the driver when any level drops below the minimum acceptable level.

HILL START ASSIST (HSA) AND HILL DESCENT CONTROL (HDC).
HSA works to prevent Wrangler from rolling when starting on an up - or downhill gradient. It holds the vehicle stationary for two seconds after the driver's foot is removed from the brake pedal, allowing time to apply the throttle. HDC is packaged with the automatic transmission and diligently works to help Wrangler navigate steep declines at a steady and consistent speed.

ELECTRONIC STABILITY CONTROL (ESC).
An advanced system designed to assist the driver in maintaining control of the vehicle at all times. It utilises hydraulic Brake Assist, traction control, and Electronic Roll Mitigation (ERM), to constantly monitor driver input against the vehicle's actual course. If needed, ESC automatically brakes and/or reduces engine torque. Meanwhile, ERM estimates the potential for wheel lift, reducing engine power and applying brakes if needed.

SENTRY KEY® ENGINE IMMOBILISER.
A unique embedded key code matched only to your vehicle helps keep your Wrangler safely where it belongs.

ENERGY-ABSORBING FRONT RAIL EXTENSIONS.
Collapsible, hydro formed front rail tips offer low speed protection.

HALOGEN HEADLAMPS AND FOG LAMPS.
These bright sources of light improve down-road visibility at night or during inclement weather.

HEATED POWER EXTERIOR MIRRORS.
Melt snow and ice off your side view mirrors as you warm up your interior, keeping your mirrors clear as you drive.

COLOURS.

Every adventure has its colour.

Choose yours.



Bright White



Hydro Blue



Fire Cracker



Black



Granite Crystal



Billet Silver



Rhino

SPECIAL ORDER PROGRAMME

TECHNICAL SPECIFICATION	WRANGLER 2DR 3.6 V6 SAHARA AUTO	WRANGLER 2DR 3.6 V6 OVERLAND AUTO	WRANGLER 2DR 3.6 V6 RUBICON AUTO	WRANGLER 4DR 3.6 V6 SAHARA AUTO	WRANGLER 4DR 3.6 V6 OVERLAND AUTO	WRANGLER 4DR 3.6 V6 RUBICON AUTO
ENGINE						
CONFIGURATION	V6					
CUBIC CAPACITY (CC)	3604	3604	3604	3604	3604	3604
VALVES	24	24	24	24	24	24
BORE X STROKE (MM)	96.0 x 83.0	96.0 x 83.0	96.0 x 83.0	96.0 x 83.0	96.0 x 83.0	96.0 x 83.0
COMPRESSION RATIO	10.2 : 1	10.2 : 1	10.2 : 1	10.2 : 1	10.2 : 1	10.2 : 1
FUEL TYPE	PETROL					
FUEL SYSTEM	PORT FUEL INJECTED					
MAX. POWER - KW (BHP) @ RPM	209 (280) @ 6350	209 (280) @ 6350	209 (280) @ 6350	209 (280) @ 6350	209 (280) @ 6350	209 (280) @ 6350
MAX. TORQUE - NM @ RPM	347 @ 4300	347 @ 4300	347 @ 4300	347 @ 4300	347 @ 4300	347 @ 4300
TRANSMISSION						
GEARBOX	5 SPEED AUTOMATIC					
SUSPENSION						
FRONT	LIVE AXLE, LEADING ARMS, TRACK BAR, COIL SPRINGS, STABILISER BAR, AND HIGH PRESSURE GAS CHARGED SHOCK ABSORBERS					
REAR	LIVE AXLE, LEADING ARMS, TRACK BAR, COIL SPRINGS, STABILISER BAR, AND HIGH PRESSURE GAS CHARGED SHOCK ABSORBERS					
STEERING						
TYPE	POWER RECIRCULATING BALL WITH CROSS - CAR LINKAGE AND DAMPER					
OVERALL RATIO	16.7 : 1	16.7 : 1	16.7 : 1	14.7 : 1	14.7 : 1	14.7 : 1
STEERING TURNS (LOCK TO LOCK)	3.5	3.5	3.5	3.1	3.1	3.1
TURNING CIRCLE (KERB TO KERB IN METRES)	10.36	10.36	10.36	12.25	12.25	12.25
BRAKES						
FRONT	VENTED DISC WITH 66mm SINGLE - PISTON FLOATING CALIPER					
REAR	SOLID DISC WITH 48mm SINGLE - PISTON FLOATING CALIPER					
DIMENSIONS						
HEIGHT - MAX. (MM)	1840	1840	1840	1840	1840	1840
LENGTH (MM)	4223	4223	4223	4751	4751	4751
WIDTH (MM)	1873	1873	1873	1877	1877	1877
WHEELBASE (MM)	2424	2424	2424	2947	2947	2947
TRACK FRONT/REAR (MM)	1572 / 1572	1572 / 1572	1572 / 1572	1572 / 1572	1572 / 1572	1572 / 1572
4 X 4 CAPABILITY						
SYSTEM	COMMAND TRAC®					
RUNNING GROUND CLEARANCE - FRONT / REAR (MM)	230 / 223	230 / 223	230 / 223	228 / 220	228 / 220	228 / 220
APPROACH / DEPARTURE / BREAKOVER ANGLE (DEGREES)	35 / 28 / 22	35 / 28 / 22	35 / 28 / 22	35 / 28 / 18	35 / 28 / 18	35 / 28 / 18
MAX WADING DEPTH (MM)	482.6 @ 8 KPH	482.6 @ 8 KPH	482.6 @ 8 KPH	482.6 @ 8 KPH	482.6 @ 8 KPH	482.6 @ 8 KPH
LOW RANGE	2.72 : 1	2.72 : 1	4.0 : 1	2.72 : 1	2.72 : 1	4.0 : 1
AXLE RATIO (STANDARD AXLE / OPTIONAL AXLE)	3.73	3.73	4.1	3.73	3.73	4.1
WEIGHTS & CAPACITIES						
KERB WEIGHT MAX. (KG)	2125	2125	1996	2125	2125	2125
GROSS VEHICLE WEIGHT (KG)	2268	2268	2268	2540	2540	2540
MAX. PAYLOAD (KG)	431	431	431	332	332	332
MAX TOWING WEIGHT - BRAKED TRAILER (KG) (STANDARD AXLE / OPTIONAL AXLE)	1000	1000	1000	2000	2000	2000
MAX TOWING WEIGHT - UNBRAKED TRAILER (KG) (STANDARD AXLE / OPTIONAL AXLE)	750	750	750	750	750	750
FUEL TANK CAPACITY (LTR)	70.4	70.4	70.4	85	85	85
CARGO VOLUME - SEATS UP (LTR)	142	142	142	498	498	498
CARGO VOLUME - SEATS DOWN (LTR)	430	430	430	935	935	935
PERFORMANCE						
0-62 MPH (SECS)	8.1	8.1	8.1	8.9	8.9	8.9
MAX. SPEED (MPH)	112	112	112	112	112	112
FUEL CONSUMPTION						
EC COMBINED MPG (L/100KM) (STANDARD AXLE)	25.0 (11.3)	25.0 (11.3)	24.4 (11.6)	24.1 (11.7)	24.1 (11.7)	23.7 (11.9)
EC EXTRA URBAN MPG (L/100KM) (STANDARD AXLE)	32.1 (8.8)	32.1 (8.8)	30.7 (9.2)	30.7 (9.2)	30.7 (9.2)	29.7 (9.5)
EC URBAN MPG (L/100KM) (STANDARD AXLE)	18.1 (15.6)	18.1 (15.6)	17.9 (15.8)	17.5 (16.1)	17.5 (16.1)	17.7 (16.0)
EMISSIONS						
EU EMISSIONS STANDARD	EURO 5+					
CO ₂ (G/KM) (STANDARD AXLE / OPTIONAL AXLE)	263	263	270	273	273	276

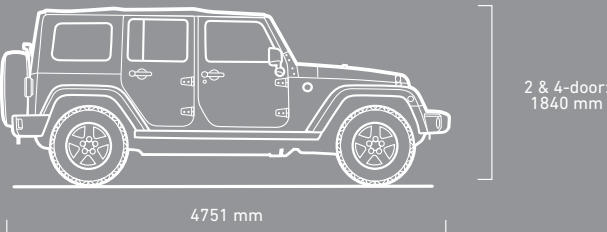

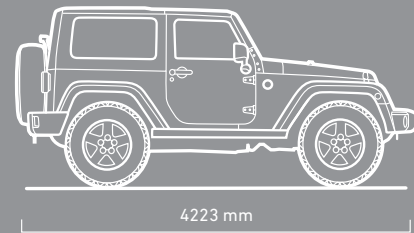
VEHICLE EQUIPMENT

	SAHARA	OVERLAND	RUBICON
AUDIO AND NAVIGATION			
MEDIA CENTRE INCLUDING UCONNECT, USB CONNECTIVITY & 6.5" COLOUR TOUCHSCREEN SATELLITE NAVIGATION	◦	•	◦
UCONNECT PHONE WITH VOICE COMMAND	•	•	◦
PREMIUM ALPINE*AUDIO SYSTEM WITH SUBWOOFER	•	•	•
STEERING WHEEL MOUNTED AUDIO CONTROLS	•	•	•
REMOTE USB PORT	•	•	•
AM/FM RADIO WITH RDS/EON AND SINGLE DISC CD PLAYER	•	–	•
EXTERIOR			
METALLIC PAINT	◦	◦	◦
CLEARCOAT PAINT	◦	◦	◦
PEARLESCENT PAINT	◦	◦	◦
FRONT WINDSCREEN WIPERS - VARIABLE + INTERMITTENT	•	•	•
TRIM			
FRONT BUMPER - BLACK	•	•	•
REAR BUMPER - BLACK	•	•	•
GRILLE - BODY COLOUR	•	•	•
WHEEL ARCH FLARES - ACCENT COLOUR	–	–	•
WHEEL ARCH FLARES - BODY COLOUR	•	•	–
FULL METAL DOORS WITH ROLL-UP WINDOWS	•	•	•
ROCK RAILS	–	–	•
OUTSIDE TYRE CARRIER	•	•	•
TUBULAR SIDE STEPS	•	•	–
MIRRORS			
POWER HEATED MIRRORS	•	•	•
GLAZING			
FRONT DOOR TINTED GLASS	•	•	•
TINTED WINDSCREEN GLASS	•	•	•
DEEP-TINT SUNSCREEN GLASS	–	•	◦
LIGHTING			
AUTOMATIC HEADLAMPS	•	•	•
REAR FOG LAMPS	•	•	•
FRONT FOG LAMPS	•	•	•
ROOFS			
BLACK DUAL TOP (BLACK FREEDOM TOP + BLACK SUNRIDER SOFT TOP)	◦	–	◦
OVERLAND DUAL TOP (BODY COLOURED FREEDOM TOP + BLACK SUNRIDER SOFT TOP)	–	◦	–
BODY-COLOURED FREEDOM TOP 3-PIECE MODULAR HARD TOP	–	•	–
BLACK FREEDOM TOP 3-PIECE MODULAR HARD TOP	•	–	•
INTERIOR			
FUNCTIONALITY			
AIR CONDITIONING WITH AUTOMATIC TEMPERATURE CONTROL	•	•	•
SMOKERS PACK	•	•	•
REMOVABLE ASH TRAY	•	•	•
CIGAR LIGHTER	•	•	•
COAT HOOKS	•	•	•
STORAGE TRAY	•	•	•
POWER WINDOWS, FRONT ONE-TOUCH DOWN	•	•	•
CARGO TIE DOWN LOOPS	•	•	•
TRIP COMPUTER	•	•	•
LIGHTING			
FRONT DOME LAMP	•	•	•
REAR DOME LAMP (4 DOOR ONLY)	•	•	•
AUTO DIMMING MIRROR WITH READING LAMP	•	•	•

	SAHARA	OVERLAND	RUBICON
TRIM			
LEATHER WRAPPED STEERING WHEEL AND SHIFT KNOB	•	•	•
CHROME AND LEATHER WRAPPED SHIFT KNOB	•	•	•
FULL LENGTH FLOOR CONSOLE	•	•	•
BRIGHT INTERIOR ACCENTS	•	•	•
FRONT FLOOR MATS (2 DOOR ONLY)	•	•	–
FRONT AND REAR FLOOR MATS (4 DOOR ONLY)	•	•	•
CARGO COMPARTMENT FLOOR MAT	•	•	•
POWER CONVENIENCE GROUP	•	•	•
MOPAR SLUSH MATS	–	–	◦
SLIDING SUNVISORS WITH MIRRORS	•	•	•
DRIVING			
TIP START	•	•	•
STEERING			
POWER STEERING	•	•	•
STEERING COLUMN LOCKING SLIP COLLAR	•	•	•
TILT STEERING COLUMN	•	•	•
4x4 & AXLE CAPABILITY			
COMMAND-TRAC SHIFT-ON-THE-FLY 4WD	•	•	–
HILL DESCENT CONTROL	•	•	•
HILL START ASSIST	•	•	•
FRONT TANK SKID PLATE SHIELD	•	•	•
TRANSFER CASE SKID PLATE SHIELD	•	•	•
NEXT GENERATION DANA 30 SOLID FRONT AXLE	•	•	–
CONVENTIONAL DIFFERENTIAL FRONT AXLE	•	•	–
NEXT GENERATION DANA 44HD FRONT AXLE	–	–	•
NEXT GENERATION DANA 44HD REAR AXLE	•	•	•
3.73 REAR AXLE RATIO	•	•	–
4.1 REAR AXLE RATIO	–	–	•
CONVENTIONAL DIFFERENTIAL REAR AXLE	•	•	–
ROCK-TRAC WITH 4.10 REAR AXLE RATIO	–	–	•
TRU-LOK® DIFFERENTIALS	–	–	•
SUSPENSION			
FRONT STABILISER BAR	•	•	–
FRONT SWAY BAR- DISCONNECTABLE	–	–	•
REAR STABILISER BAR	•	•	•
HEAVY DUTY SUSPENSION WITH GAS SHOCK ABSORBERS	•	•	•
TOWING			
TOW EYE BRACKETS	•	•	•
SAFETY & SECURITY			
SAFETY			
CRUISE CONTROL	•	•	•
ANTI-LOCK 4-WHEEL DISC HD BRAKES	•	•	•
ELECTRONIC ROLL MITIGATION	•	•	•
ELECTRONIC STABILITY CONTROL	•	•	•
DUAL NOTE ELECTRIC HORNS	•	•	•
TRACTION CONTROL	•	•	•
TYRE PRESSURE MONITORING DISPLAY	•	•	•
OCCUPANT SAFETY			
ADVANCED MULTISTAGE FRONT AIR BAGS	•	•	•
REAR HEAD RESTRAINTS OUTBOARD SEATING (2 DOOR ONLY)	•	•	•
THREE REAR SEAT HEAD RESTRAINTS (4 DOOR ONLY)	•	•	•
SPORT BAR WITH FULL PADDING	•	•	•

	SAHARA	OVERLAND	RUBICON
SECURITY			
POWER LOCKS	•	•	•
LOCKING FUEL FILLER CAP	•	•	•
SENTRY KEY® THEFT DETERRENT SYSTEM	•	•	•
KEYLESS ENTRY WITH IMMOBILISER	•	•	•
SEATING			
60/40 SPLIT FOLDING REAR SEAT (4 DOOR ONLY)	•	•	•
CLOTH SEATS W/ADJ. HEAD RESTRAINTS	•	–	•
LEATHER TRIMMED SEATS	–	•	–
HEATED FRONT SEATS	◦	•	◦
REAR FOLDING SEAT (2 DOOR ONLY)	•	•	•
DRIVERS SEAT - HEIGHT ADJUSTMENT	•	•	•
EASY ACCESS DRIVER SEAT (2 DOOR ONLY)	•	•	•
EASY ACCESS PASSENGER SEAT (2 DOOR ONLY)	•	•	•
FRONT SEAT BACK MAP POCKETS	•	•	•
RECLINING FRONT SEATS	•	•	•
WHEELS			
17" ALLOY WHEELS	•	–	–
18" POLISHED ALLOY WHEELS	◦	•	–
17" POLISHED MINERAL GREY ALLOY WHEELS	–	–	•
SPARE WHEEL COVER	•	•	•
SPARE WHEEL - FULL SIZE	•	•	•
TYRES			
GOODYEAR BRAND TYRES	•	–	•
BRIDGESTONE BRAND TYRES	–	•	–
P245/75R17 ON/OFF ROAD TYRES	•	–	•
P255/70R18 ON/OFF ROAD TYRES	–	•	–

EXTERIOR DIMENSIONS





This brochure is a publication of FCA. All product illustrations and specifications are based upon current information at the time of publication approval (11/15). FCA reserve the right to make changes from time to time, without notice or obligation, in prices, specifications, colours, materials, and to change or discontinue models, which are considered necessary to the purpose of product improvement or for reasons of design and or marketing. Please visit jeep.co.uk for the latest information.

Jeep, is a registered trademark of FCA US LLC.

Fuel consumption and CO₂ figures are obtained for comparative purposes and are strictly generated in accordance with Testing Directive 93/116/EC; they are designed to maintain strict comparability and may not be representative of real-life driving conditions. Factors such as driving style, weather and road conditions may also have a significant effect on fuel consumption. For further information, please visit vca.gov.uk



The Jeep, Owners Group is the official club of the Jeep, brand - a place where Jeep, owners can meet the Jeep, brand; have the chance to experience the pure passion for off road and immerse yourself in the Jeep, lifestyle. Join us! Visit: <https://ownersgroup.jeep.com/uk/en>

SHARE ON:



240 Bath Road, Slough, Berkshire SL1 4DX. 12/15 - Printed in UK

jeep.co.uk